

### COMPANY SURGEONS.

Dr. Roscoe C. Webb, Chief Surgeon, Office phone Ma 7508,  
House, Co 4101, 1849 Med. Arts Bldg., Minneapolis,  
Minn.  
Dr. Ernest R. Anderson, Assistant Chief Surgeon, Office phone  
Ma 7508, House, Lo 9836, 1849 Med. Arts Bldg., Minne-  
apolis, Minn.  
Dr. F. J. Savage, Division Surgeon, Office phone Ga 3693,  
House, El 5001, 393 Lowry Bldg., St. Paul, Minn.  
Dr. E. H. Frost, Division Surgeon, ..... Willmar, Minn.  
Dr. H. W. Goehrs, Assistant Division Surgeon, St. Cloud, Minn.  
Dr. S. A. Donahoe, Asst. Division Surgeon, ..... Sioux Falls, S. D.  
Dr. Clarence V. Bateman, Asst. Div. Surgeon, Wahpeton, N. D.  
Dr. Louis T. O'Brien, Asst. Div. Surgeon, Breckenridge, Minn.  
Dr. E. C. Cobb, Assistant Division Surgeon, Sioux City, Iowa.  
Dr. O. S. Randall, Asst. Division Surgeon, Watertown, S. D.  
Dr. Egil Boeckmann, Chief Ophthalmic Surg., St. Paul, Minn.  
Dr. C. N. Spratt, Ophthalmic Surgeon, Minneapolis, Minn.  
Dr. W. T. Wenner, Ophthalmic Surgeon, St. Cloud, Minn.  
Dr. J. E. Reeder, Ophthalmic Surgeon, Sioux City, Iowa

### LOCAL SURGEONS.

Dr. J. E. Bruner ..... Aberdeen, S. D.  
Dr. T. F. Ranney ..... Aberdeen, S. D.  
Dr. William C. Kaufman ..... Appleton, Minn.  
Dr. C. L. Scofield ..... Benson, Minn.  
Dr. Oscar Daignault ..... Benson, Minn.  
Dr. W. E. Wray ..... Campbell, Minn.  
Dr. L. E. Jordan ..... Chester, S. D.  
Dr. Arthur Thompson ..... Cokato, Minn.  
Dr. A. C. Peterson ..... Dassel, Minn.  
Dr. A. G. Maercklein ..... Ellendale, N. D.  
Dr. F. C. DeVall ..... Garretson, S. D.  
Dr. I. L. Oliver ..... Graceville, Minn.  
Dr. M. S. Nelson ..... Granite Falls, Minn.  
Dr. M. L. Ransom ..... Hancock, Minn.  
Dr. E. J. Beithon ..... Hankinson, N. D.  
Dr. Wm. D. Lyle ..... Havana, N. D.  
Dr. Charles E. Baker ..... Herman, Minn.  
Dr. Leonard Harriman ..... Howard Lake, Minn.  
Dr. J. C. Shirley ..... Huron, S. D.  
Dr. O. W. Scholpp ..... Hutchinson, Minn.  
Dr. V. S. Irvine ..... Lidgerwood, N. D.  
Dr. Karl A. Danielson ..... Litchfield, Minn.  
Dr. B. C. Ford ..... Marshall, Minn.  
Dr. F. D. Gray ..... Marshall, Minn.  
Dr. W. W. Yaeger ..... Marshall, Minn.  
Dr. H. D. Oggel ..... Maurice, Iowa  
Dr. O. J. Grundset ..... Montrose, Minn.  
Dr. J. P. Wilkins ..... Mound, Minn.  
Dr. Fred W. Behmler ..... Morris, Minn.  
Dr. Rudolph J. Ripple ..... New London, Minn.  
Dr. C. R. Myre ..... Paynesville, Minn.  
Dr. T. J. Bloedel ..... Osseo, Minn.  
Dr. John G. Lohmann ..... Pipestone, Minn.  
Dr. Gilman H. Goehrs ..... St. Cloud, Minn.  
Dr. G. D. Brand ..... St. Paul, Minn.  
Dr. W. D. Brodie ..... St. Paul, Minn.  
Dr. William Maris ..... Sioux Center, Ia.  
Dr. Arch F. O'Donoghue ..... Sioux City, Ia.  
Dr. C. L. Roholt ..... Waverly, Minn.  
Dr. H. J. Bartron ..... Watertown, S. D.  
Dr. Harry T. Kenney ..... Watertown, S. D.  
Dr. B. J. Branton ..... Willmar, Minn.  
Dr. R. J. Hodapp ..... Willmar, Minn.  
Dr. V. I. Lacey ..... Yankton, S. D.

F. J. McGUIRE, Chief Dispatcher.

H. J. SURLES, Train Master.

D. B. JENKS, Train Master.

J. H. BOYD, Train Master.

E. S. PINKERTON, Train Master.

J. G. FREEMAN, Train Master.

J. E. GORMAN, Train Master.

F. C. SPENCER, Superintendent Terminals, Minneapolis.

Scanned from the Dean Ogle Collection.

# GREAT NORTHERN RAILWAY COMPANY

## WILLMAR DIVISION

# TIME TABLE 58

EFFECTIVE 12:01 A. M.

CENTRAL TIME

## Sunday, August 11, 1946.

Be positive you have with you while on duty, CURRENT  
TIME TABLE and SPECIAL INSTRUCTIONS relating  
thereto.

M. J. WELSH, SuperIntendent.

J. M. BUDD, Asst. General Manager.

C. McDONOUGH, General Manager.

J. B. SMITH, General SuperIntendent Transportation.

**2 EASTWARD**

**FIRST SUBDIVISION**

**Time Table No. 58**

Effective August 11, 1946

STATIONS	Distance from Willmar	FIRST CLASS					SECOND CLASS				SIGNS	
		28	4	32	2		410	60	416	430		
		Daily	Daily	Daily Ex. Sunday	Daily		Daily	Daily Ex. Sunday	Daily	Daily		
ST. PAUL	102.19	A 6.30Am	A 7.40Am		A 9.45Pm							K
MINNEAPOLIS	91.62	6.05Am	7.15Am		9.20Pm			A 4.45Pm				K

**TRAINS BETWEEN ST. PAUL AND LYNDALE JCT. WILL BE GOVERNED BY TWIN CITY TERMINALS TIME TABLE.**

STATIONS	Distance from Willmar	FIRST CLASS					SECOND CLASS				SIGNS	
		28	4	32	2		410	60	416	430		
LYNDALE JCT.	90.01	A 5.43Am	A 6.57Am		A 9.05Pm		A 9.40Am	A 4.25Pm	A 7.00Pm	A 2.35Am		DNJW X
CEDAR LAKE	88.27											PX
HOPKINS JCT.	88.79	5.36	6.48		8.59		9.30	4.13	6.52	2.24		XPJ
WAYZATA	78.29	5.25	f 6.37		8.48		9.17	s 4.01	6.41	2.14		RDPW
HUTCHINSON JCT.	77.83	5.24	6.34		8.46		9.16	L 3.56Pm	6.40	2.13		PJ
LONG LAKE	76.19	5.21	s 6.29		8.42		9.11		6.35	2.08		DP
MAPLE PLAIN	70.82	5.15	s 6.20		8.36		9.04		6.25	1.58		DP
DELANO	68.83	5.05	s 6.04		8.25		8.52		6.10	1.43		DNWI
MONTROSE	57.13	4.57	s 5.52		8.16		8.40		5.57	1.30		DP
WAVERLY	54.35	4.53	s 5.46		8.12		8.34		5.52	1.25		DP
HOWARD LAKE	49.32	4.46	s 5.36		8.05		<sup>401</sup> 8.24		5.42	1.15		DNP
COKATO	43.04	4.38	s 5.25		7.57		8.09		5.30	1.05		DP
DASSEL	37.24	4.31	s 5.15		7.49		7.54		5.20	12.55		DNPW
DARWIN	32.10	4.25	s 5.05		7.42		7.29		5.08	12.40		DP
LITCHFIELD	26.00	s 4.17	s 4.55		7.34		7.19		4.58	12.30		DNW
GROVE CITY	18.32	4.06	f 4.39		7.24		7.07		4.45	<sup>3</sup> 12.05Am		DP
ATWATER	13.20	3.59	f 4.31		7.17		6.55		4.35	11.40		DNIP
KANDIYOHI	5.84	3.50	s 4.21		7.06		6.30		4.20	11.20		DP
WILLMAR JCT.	1.18			A 12.05Pm			6.05		4.05	11.05		PJX ORDNK BXWC
WILLMAR		L 3.40Am	L 4.10Am	L 12.01Pm	L 6.55Pm		L 6.00Am		L 4.00Pm	L 11.00Pm		
Time Over Subdivision		2.03	2.47	.04	2.10		3.40	.29	3.00	3.35		
Average Speed Per Hour		43.91	32.34	17.70	41.64		24.67	26.67	30.00	25.89		

Westward trains are superior to eastward trains of the same class.

No. 2 stops at Litchfield to discharge revenue passengers from Williston and points west and at Wayzata to discharge passengers from Fargo and west and to pick up passengers destined Chicago and east using Empire Builder east of St. Paul.

FIRST SUBDIVISION

WESTWARD 3

Station Number	Car Capacity		SECOND CLASS			FIRST CLASS				Distance from St. Paul	Time Table No. 58		Telegraph Calls	
	Sidings	Other Tracks	409	401	61		3	31	1		27	Effective August 11, 1946		
			Daily	Daily	Daily Ex. Sunday		Daily	Daily Ex. Sunday	Daily		Daily	STATIONS		
0														
11					L 7.45Am		L 9.15Pm		L 8.50Am	L 8.45Am			ST. PAUL	A
							9.55Pm		9.25Am	9.18Am	10.57		MINNEAPOLIS	S
<b>TRAINS BETWEEN ST. PAUL AND LYNDALE JCT. WILL BE GOVERNED BY TWIN CITY TERMINALS TIME TABLE.</b>														
	Yard		L 8.30Pm	L 7.00Am	L 8.00Am		L 10.00Pm		L 9.30Am	L 9.22Am	12.18		LYNDALE JCT.	UD
A 13	Yard	1394									12.92		CEDAR LAKE	
A 17			8.42	7.10	8.08		10.06		9.35	9.27	16.40		HOPKINS JCT.	
A 24	W 80	20	9.00	7.25	8.23		f 10.17		9.45	9.35	23.90		WAYZATA	WA
			9.02	7.26	A 8.25Am		10.18		9.46	9.36	24.38		HUTCHINSON JCT.	
A 27	E 79	14	9.08	7.32			f 10.23		9.49	9.39	27.00		LONG LAKE	ON
A 32	W 104	13	9.18	7.42			s 10.30		9.55	9.44	31.87		MAPLE PLAIN	MA
A 39	E 80	49	9.35	7.55			s 10.42		10.04	9.51	38.86		DELANO	DA
A 45	Contin- uous 287	18	9.50	8.07			f 10.52		10.13	9.58	45.06		MONTROSE	MO
A 48		17	9.55	8.12			f 10.57		10.16	10.01	47.84		WAVERLY	WY
A 53	292	82	10.05	<sup>410</sup> 8.24			s 11.07		10.23	10.06	52.87		HOWARD LAKE	RD
A 59	149	141	10.17	8.37			s 11.19		10.31	10.13	59.15		COKATO	CT
A 65	E 82 W 79	64	10.40	8.50			s 11.29		10.38	10.19	64.95		DASSEL	DS
A 70	148	19	10.52	9.01			f 11.37		10.45	10.24	70.09		DARWIN	DN
A 76	E 102 W 90	127	11.05	9.13			s 11.45		10.53	10.31	76.19		LITCHFIELD	YD
A 84	160	56	11.20	9.28			s <sup>430</sup> 12.05Am		11.03	10.39	83.87		GROVE CITY	G
A 89	84	74	11.30	9.38			s 12.12		11.10	10.45	88.99		ATWATER	WR
A 97	E 80	26	11.45	9.50			f 12.21		11.19	10.53	96.35		KANDIYOHI	KD
			11.55	10.00			12.27		11.25	10.58	101.01		WILLMAR JCT.	
A102	Yard	1534	A 12.05Am	A 10.10Am			A 12.30Am	A 10.45Am	A 11.30Am	A 11.00Am	102.19		WILLMAR	WD
			8.25 25.11	8.10 28.42	.25 29.78		2.30 36.00	.05 14.16	2.00 45.00	1.38 55.10			Time Over Subdivision Average Speed Per Hour	

Westward trains are superior to eastward trains of the same class.

No. 1 stops at Wayzata to discharge passengers from Chicago and east and to pick up passengers destined Fargo and west and at Litchfield to pick up revenue passengers destined Williston and west.

## 4 EASTWARD

## SECOND SUBDIVISION

Time Table No. 58 Effective August 11, 1946		Distance from Breckenridge	FIRST CLASS						SECOND CLASS			SIGNS		
			28	4	52	(191)	2			410	416		430	
			Daily	Daily	Daily	Daily Ex. Sun.	Daily			Daily	Daily		Daily	
STATIONS														
DOUBLE TRACK	WILLMAR.....	112.67	A 3.30Am	A 4.00Am	A 12.10Am		A 6.55Pm				A 5.50Am	A 2.10Pm	A 9.50Pm	RDNWB OCKX
	SIoux CITY LINE JCT. 0.41	112.26			L 12.05Am									PJX
	PENNOCK.....	106.06	3.17	f 3.50			6.42				5.25	1.42	9.22	DNIP
	KERKHOVEN.....	98.63	3.07	f 3.40			6.35				5.13	1.30	9.10	DP
	MURDOCK.....	94.14	2.59	f 3.32			6.30				5.05	1.20	9.00	DP
	DE GRAFF.....	89.49	2.52	f 3.23			6.25				4.55	1.10	8.50	DP DNI
AUTOMATIC BLOCK SIGNALS	BENSON.....	82.08	s 2.42	s 3.14			s 6.16			4.40	12.58	8.38	8.38	WEX
	WATERTOWN LINE JCT. 0.79	81.29												PYJ
	CLONTARF.....	76.40	<sup>409</sup> 2.29	f 3.04			6.06			4.27	<sup>401</sup> 12.50	<sup>403</sup> 8.26	8.26	DP
	HYNES.....	70.53	2.21	2.56			6.01			4.17	12.40	8.17	8.17	P
	HANCOCK.....	66.18	<sup>3</sup> 2.15	f <sup>409</sup> 2.50			5.56			4.10	<sup>1</sup> 12.33	8.10	8.10	DNP
	Browns Valley Line Jct. 7.84	58.34												PY DNW CKXI
DOUBLE TRACK	MORRIS.....	57.33	s 2.03	s 2.33			s 5.45			<sup>409</sup> 3.45	<sup>27</sup> 12.05Pm	7.50	7.50	DP
	DONNELLY.....	49.12	1.53	f 2.23			5.30			<sup>3</sup> 2.57	11.42	7.20	7.20	DP
	HERMAN.....	38.65	1.42	s 2.09			5.20			2.40	11.22	6.58	6.58	DNP
	NORCROSS.....	33.76	1.36	s 2.00			5.15			2.28	11.10	6.45	6.45	DNPW
	CHARLESVILLE.....	27.29	1.28	1.50			5.09			2.17	10.58	6.30	6.30	P
	TINTAH.....	22.26	1.22	f 1.42			5.04			2.07	10.48	6.20	6.20	DP
DOUBLE TRACK	M. St. P. & S. S. M. Ry. Cross. 2.17	20.09												I
	ABERDEEN LINE JCT. 2.56	17.53	1.17	1.37		A 5.15Am	4.59			2.00	10.40	6.10	6.10	PYJ
	CAMPBELL.....	15.04	1.14	f 1.34		s 5.05	4.57			1.55	10.35	6.05	6.05	DNI
	DORAN.....	7.88	1.05	f 1.25		s 4.50	4.50			1.40	10.20	5.50	5.50	DP
	N. P. RY. CROSSING.....	1.58												PIX RDNWCB YOKX
	BRECKENRIDGE.....		L 12.55Am	L <sup>410</sup> 1.15Am		L 4.30Am	L 4.40Pm			L 1.20Am	L 10.00Am	L 5.30Pm		
Time Over Subdivision			2.35	2.45	.05	.45	2.15			4.30	4.10	4.20		
Average Speed Per Hour			43.61	40.99	4.92	23.37	50.08			25.03	27.04	26.00		

Westward trains are superior to eastward trains of the same class, except Nos. 2, 4 and 28 are superior to No. 183, Campbell to Aberdeen Line Jct.

SECOND SUBDIVISION

WESTWARD 5

Station Numbers	Car Capacity		SECOND CLASS			FIRST CLASS					Distance from Willmar	Time Table No. 58		Telegraph Calls
	Siding	Other Tracks	403	401	409	(192) 183	1	27	51	3		Effective August 11, 1946		
			Daily	Daily	Daily	Daily Ex. Sun.	Daily	Daily	Daily	Daily		STATIONS		
A102	Yard	1534	L 7.15Pm	L 11.45Am	L 1.15Am		L 11.30Am	L 11.00Am	L 1.30Am	L 12.45Am	DOUBLE TRACK	0.41	WILLMAR	WD
A109	W 79	19	7.35	12.02Pm	1.35		11.39	11.10	A 1.35Am	12.55			0.61	SIoux CITY LINE JCT.
A116	E 79	47	7.47	12.14	1.47		11.49	11.18		1.07	14.04	7.43	PENNOCK	KH
A121	W 79	47	7.55	12.21	1.56		11.55	11.23		1.15	18.53	4.49	KERKHOVEN	CK
A125	138	39	8.02	12.28	2.04		12.01Pm	11.28		1.23	23.18	4.65	DE GRAFF	DG
A133	E349 W140	243	8.15	12.40	2.15		12.11	11.39		1.45	30.59	7.41	BENSON	BN
A138	139	88	<sup>430</sup> 8.26	<sup>416</sup> 12.50	<sup>28</sup> 2.29		12.19	11.46		1.54	31.38	0.79	WATERTOWN LINE JCT.	CF
A144	86		8.36	1.00	2.40		12.27	11.52		2.03	36.27	4.89	CLONTARF	CF
A149	77	64	8.46	1.09	<sup>4</sup> 2.50		<sup>416</sup> 12.33	11.57		<sup>28</sup> 2.15	46.49	4.35	HANCOCK	NC
A157	82	145	9.00	1.25	<sup>410</sup> 3.45		12.45	<sup>416</sup> 12.09Pm		<sup>2.27</sup> 2.45	54.33	7.84	Browns Valley Line Jct.	MR
A166	E 80	41	9.15	1.40	3.59		12.56	12.19		<sup>410</sup> 2.57	55.34	1.01	MORRIS	DY
A176	W 85	49	9.30	1.55	4.13		1.10	12.31		3.12	63.55	8.21	DONNELLY	HR
A181	132	30	9.37	2.02	4.20		1.16	12.38		3.20	74.02	10.47	HERMAN	RC
A187	79	19	9.46	2.11	4.29		1.24	12.46		3.28	78.91	4.80	NORCROSS	QN
A193	150	56	9.54	2.18	4.37		1.30	12.52		3.36	85.38	6.47	CHARLESVILLE	QN
			10.01	2.26	4.45						90.41	5.03	TINTAH	
							L 11.55Pm	1.35	12.59	3.42	92.58	2.17	M. St. P. & S. S. M. Ry. Cross.	
											95.14	2.56	ABERDEEN LINE JCT.	
A200	W119	108	10.07	2.30	4.50		12.05Am	1.38	1.02	f 3.47	97.63	2.49	CAMPBELL	CB
A207	E 80	19	10.20	2.42	5.02		12.15	1.46	1.12	f 3.59	104.79	7.16	DORAN	OD
A214	Yard	1155	A 10.40Pm	A 3.00Pm	A 5.20Am		A 12.30Am	A 2.03Pm	A 1.25Pm	A 4.15Am	111.09	6.30	N. P. RY. CROSSING	BR
											112.67	1.58	BRECKENRIDGE	
			3.25	3.15	4.05		.35	2.33	2.25	.05			Time Over Subdivision	
			32.97	34.66	28.00		30.13	44.18	46.62	4.92			Average Speed Per Hour	

Westward trains are superior to eastward trains of the same class, except Nos. 2, 4 and 28 are superior to No. 183, Campbell to Aberdeen Line Jet.

6 WESTWARD

THIRD SUBDIVISION

EASTWARD

Station Numbers	Car Capacity		SECOND CLASS		FIRST CLASS			Distance from St. Paul	Time Table No. 58			Telegraph Calls	Distance from St. Cloud	SIGNS	FIRST CLASS			SECOND CLASS
	Siding	Other Tracks	437	405	29	7	11		Effective August 11, 1946						8	12	30	438
			Daily	Daily	Daily	Daily	Daily		STATIONS									Daily
0					L 9.50Pm	L 8.00Pm	L 8.30Am		ST. PAUL	A	74.82	K	A 8.00Am	A 4.15Pm	A 9.05Pm			
11					10.25Pm	8.30Pm	8.58Am	10.57	MINNEAPOLIS	B	64.25	K	7.35Am	3.50Pm	8.40Pm			

TRAINS BETWEEN ST. PAUL AND LYNDALE JCT. BE GOVERNED BY TWIN CITY TERMINALS TIME TABLE.

Station	Yard	Class	Time	Class	Time	Class	Time	Class	Time	Station	Class	Time	Class	Time	Station	Class	Time			
		L	8.50Pm	L	7.30Am	L	10.30Pm	L	8.35Pm	L	9.03Am	12.18	LYNDALE JCT.	UD	62.64	RDNWXJ	A 7.25Am	A 3.40Pm	A 8.25Pm	A 3.00Am
												12.94	M. W. R. R. CROSSING		61.88	I				
17	79	85	9.05	7.45	10.42	8.43	9.13	17.17	ROBBINSDALE	RB	57.66	DP	7.10	3.30	8.15	2.44				
								18.61	M. ST. P. & S. M. RY. CROS.		56.81	I								
24	87	65	9.17	8.00	10.51	8.52	9.25	23.65	OSSEO	SI	51.17	DP	7.03	3.22	8.02	2.32				
								27.98	MAPLE GROVE		46.84			3.12	7.50					
33	58	19	9.30	8.15	11.02	9.04	9.36	32.65	ROGERS	RO	42.17	DP	6.47	3.07	7.42	2.17				
39	93	25	9.43	8.30	11.10	9.12	9.44	38.92	ALBERTVILLE	SA	35.90	DP	6.39	2.59	7.31	2.05				
48	79	43	9.59	8.54	11.20	9.22	9.55	47.35	MONTICELLO	MC	27.47	DNPW	6.29	2.49	7.21	1.50				
55		28	10.12	9.15	11.28	9.32	10.05	54.91	ENFIELD		19.91	P	6.20	2.40	7.11	1.35				
57		34	10.16	9.20	11.32	9.36	10.08	57.12	HASTY	HA	17.70	DP	6.16	2.36	7.05	1.30				
62	80	18	10.24	9.30	11.40	9.43	10.16	62.15	CLEARWATER	CW	12.67	DP	6.10	2.30	6.56	1.18				
75	Yard	1626	A 10.50Pm	A 10.00Am	A 12.01Am	A 10.00Pm	A 10.35Am	74.82	ST. CLOUD	DX		RKDNIX	L 5.55Am	L 2.15Pm	L 6.40Pm	L 12.50Am				
			2.00	2.30	1.31	1.25	1.32		Time Over Subdivision Average Speed Per Hour			1.30	1.25	1.45	2.10					
			81.32	25.05	41.30	44.21	40.85						41.76	44.21	35.79	28.91				

Westward trains are superior to eastward trains of the same class.

WESTWARD

FOURTH SUBDIVISION

EASTWARD

Station Numbers	Car Capacity		THIRD CLASS		FIRST CLASS		Distance from Morris	Time Table No. 58			Telegraph Calls	Distance from Browns Valley	SIGNS	FIRST CLASS		THIRD CLASS	
	Siding	Other Tracks	335	49	47	Effective August 11, 1946			48	50				336			
			Mon. Wed. Thur. Sat.	Daily Ex. Sun.	Daily Ex. Sun.	STATIONS									Daily Ex. Sun.	Daily Ex. Sun.	Mon. Wed. Thur. Sat.
A157			L 5.30Am	L 1.00Pm	L 6.00Am		MORRIS	MR	47.37	RCWDB NXXI	A 10.00Am	A 5.00Pm	A 1.00Pm				

TRAINS BETWEEN BROWNS VALLEY LINE JCT. AND MORRIS WILL BE GOVERNED BY SECOND SUBDIVISION SCHEDULES.

Station	Class	Time	Class	Time	Class	Time	Station	Class	Time	Class	Time	Station	Class	Time	Class	Time
	L	5.40Am	L	1.05Pm	L	6.05Am	1.01	BROWNS VALLEY LINE JCT.		46.36	XPYJ	A 9.52Am	A 4.55Pm	A 12.50Pm		
D 6		6.05	1.22	6.20	8.22	ALBERTA	AB	39.15	D	9.37	4.40	12.30				
D12		6.33	1.36	6.33	14.27	CHOKIO	KO	33.10	D	9.24	4.28	12.05Pm				
D18		6.55	1.47	6.46	20.17	JOHNSON	J	27.20	D	9.11	4.15	11.45				
					26.76	C. M. ST. P. & P. RY. CROSSING		20.61								
D25		7.25	2.01	7.02	27.21	GRACEVILLE	GB	20.16	DW	8.54	4.01	11.20				
D31		7.45	2.12	7.15	33.09	BARRY	BX	14.28	D	8.43	3.45	11.00				
D39		8.26	2.26	7.31	40.44	BEARDSLEY	BY	6.93	D	8.26	3.30	10.30				
D45		9.00Am	A 2.45Pm	A 7.45Am	47.37	BROWNS VALLEY	BV		RDX	L 8.10Am	L 3.10Pm	L 10.00Am				
		3.30	1.45	1.45		Time Over Subdivision Average Speed Per Hour			1.50	1.50	3.00					
		13.53	27.06	27.06						25.83	25.83	15.79				

Westward trains are superior to eastward trains of the same class.



## 8 WESTWARD

## SEVENTH SUBDIVISION

## EASTWARD

Station Numbers	Car Capacity		SECOND CLASS		FIRST CLASS		Distance from Willmar	Time Table No. 58			Telegraph Calls	Distance from Ihlen	SIGNS	FIRST CLASS		SECOND CLASS	
	Sidings	Other Tracks	419	Daily	51	Daily		Effective August 11, 1946	STATIONS	52				Daily	420	Daily	
A-102			L 2.00Pm		L 1.30Am		WILLMAR	WD	112.29	RDNWB CKX	A 12.10Am		A 2.55Am				

## TRAINS BETWEEN SIOUX CITY LINE JUNCTION AND WILLMAR WILL BE GOVERNED BY SECOND SUBDIVISION SCHEDULES

			L 2.05Pm		L 1.35Am	0.41	.....SIOUX CITY LINE JCT.....	111.88	XPJ	A 12.05Am		A 2.47Am	
I-64	55	12	2.20		f 1.45	5.98	.....PRIAM.....	106.31	P	f 11.55		2.35	
I-70	50	32	2.30		s 1.57	12.00	.....RAYMOND.....	100.29	RA	s 11.48		2.23	
						19.09	.....M. W. RY. CROSSING.....	93.20	I				
I-77	50	32	2.42		s 2.13	19.56	.....CLARA CITY.....	92.73	CA	s 11.35		51 2.13	
I-83	61	38	2.51		s 2.26	25.49	.....MAYNARD.....	MY	86.80	DP	s 11.20		1.58
I-87		15	2.57		f 2.32	29.22	.....ASBURY.....		83.07	P	f 11.13		1.50
						33.20	.....C. M. ST. P. & P. RY. CROSSING.....		79.09	I			
I-92	49	30	3.05		s 2.47	34.60	.....GRANITE FALLS.....	GX	77.69	DNP	s 11.05		1.40
I-97	49	11	3.17		f 2.57	39.86	.....LORNE.....		72.43	P	f 10.52		1.30
						43.91	.....M. & ST. L. RY. CROSSING.....		69.19	I			
I-102	58	35	3.25		s 3.08	44.22	.....HANLEY FALLS.....	HY	68.07	DP	s 10.45		1.20
I-109	50	47	3.35		s 3.23	50.40	.....COTTONWOOD.....	C	61.89	DP	s 10.32		1.10
I-110		35	3.47		s 3.38	57.71	.....GREEN VALLEY.....	GV	54.58	DP	s 10.20		12.59
I-121	104	117	3.57		s 3.46	63.07	.....MARSHALL.....	MD	49.22	WPN CXP	s 10.10		12.50
						63.22	.....C. & N. W. RY. CROSSING.....		49.07				
I-128	51	32	4.15		s 4.18	69.77	.....LYND.....	YD	42.52	DP	s 9.50		12.30
I-134	50	38	4.30		s 4.30	76.02	.....RUSSELL.....	RS	36.27	DP	s 9.38		12.20
I-142		38	4.45		s 4.44	83.89	.....FLORENCE.....	F	28.40	DP	s 9.25		12.07Am
I-147	50	56	4.55		s 4.57	88.90	.....RUTHTON.....	RV	23.39	DWP	s 9.13		11.58
I-155		37	5.10		s 5.14	96.73	.....HOLLAND.....	HD	15.56	DP	s 8.59		11.42
						105.23	.....C. R. I. & P. RY. CROSSING.....		7.06				
						105.25	.....C. ST. P. M. & O. RY. CROSSING.....		7.04				
						105.31	.....C. M. ST. P. & P. RY. CROSSING.....		6.98				
I-164	30	65	5.25		s 5.47	105.54	.....PIPESTONE.....	NE	6.75	DNP	s 8.45		11.25
I-170	Yard	332	A 5.35Pm		A 6.00Am	112.29	.....IHLEN.....	HN		RDNW CKXBP	L 8.30Pm		L 11.05Pm
			3.30		4.25		Time Over Subdivision				3.35		3.42
			31.44		25.33		Average Speed Per Hour				31.22		30.23

Westward trains are superior to eastward trains of the same class.



WESTWARD

EIGHTH SUBDIVISION

EASTWARD 9

Station Numbers	Car Capacity		SECOND CLASS	FIRST CLASS			Distance from Ihlen	Time Table No. 58 Effective August 11, 1946	STATIONS	Telegraph Calls	Distance from Sioux City	FIRST CLASS		SECOND CLASS	SIGNS
	Sittings	Other Trains	419	C.B.&Q. 16	51	C.B.&Q. 17						52	420		
			Daily	Daily	Daily	Daily						Daily	Daily		
I-170	Yard	332	L 6.20Pm		L 6.15Am			IHLEN	HN	112.88		A 8.30Pm		A 10.15Pm	RDNK XWCBP
I-175	50	108	6.30		s 6.25	4.60		JASPER	JA	108.28		s 8.20		10.05	DP
I-183	50	35	6.42		s 6.37	12.29		SHERMAN	FS	100.59		s 8.07		9.50	DP DNWP
I-186	32	223	7.11		s 7.15	15.62		GARRETSON	JC	97.26		s 8.00		9.40	KX
IA-7	49	80	<sup>62</sup> 7.20		f 7.26	21.83		BODGE		91.05		<sup>419</sup> f 7.20		9.10	P
IA-17	100	81	7.50		s 7.43	32.95		C. ST. P. M. & O. RY. CROSS'G. HILLS	HS	79.93		s 7.04		8.45	I DP
IA-23	100	37	8.01		s 7.55	39.37		I. C. RY. CROSSING LESTER	R	73.51		s 6.53		8.32	I DP
IA-30	108	34	<sup>420</sup> 8.20		s 8.08	46.27		C. R. I. & P. RY. CROSSING ALVORD	AD	66.61		s 6.41		<sup>419</sup> 8.20	I DP
IA-36	50	57	8.30		s 8.17	51.96		DOON	DO	60.92		s 6.31		8.05	DWCP
IA-45		19	8.45		s 8.31	60.93		PERKINS		51.95		s 6.16		7.52	P
IA-52	100	46	8.59		s 8.45	68.48		SIoux CENTER	UX	44.40		s 6.04		7.40	DNP
IA-61		17	9.12		s 8.57	76.56		MAURICE		36.32		s 5.49		7.20	P
IA-66	49	29	9.20		s 9.07	81.68		STRUBLE	SB	31.20		s 5.40		7.10	DP
IA-73		15	9.31		f 9.18	89.07		WEST LEMARS		23.81		f 5.28		6.55	P
IA-78	46	40	9.39		s 9.27	94.22		MERRILL	M	18.66		s 5.20		6.45	DP
						99.69		WREN TOWER	GS	13.19					DNIP
IA-85	51	28	9.50		s 9.38	101.04		HINTON	HI	11.84		s 5.10		6.30	DP
						107.60		I. C. RY. CROSSING		5.28					M RXNB WCKP
	Yard	833	A 10.15Pm		9.50	110.02		26th STREET YARD	X	2.86		4.57		L 6.10Pm	
	Yard	934			L 12.45Pm	112.21		WALL STREET		0.67		A 1.18Pm	4.53		YX
IA-97					A 12.50Pm	A 10.00Am	112.88	SIoux CITY	SX			L 1.15Pm	L 4.50Pm		RDNKXBP
			3.55 28.71		.05 8.05	3.45 30.10		Time Over Subdivision Average Speed Per Hour				.03 13.40	3.40 30.78	4.05 27.64	

Westward trains are superior to eastward trains of the same class.

## 10 WESTWARD

## NINTH SUBDIVISION

## EASTWARD

Station Numbers	Car Capacity		SECOND CLASS		FIRST CLASS		Distance from Garretson	Time Table No. 58		Telegraph Calls	Distance from Yankton	FIRST CLASS		SECOND CLASS		SIGNS		
	Sidings	Other Tracks	(C. & N.W. No. 37.)		53	161		Effective August 11, 1946				54	162	(C. & N.W. No. 38)			294	580
			293	579				Daily Ex. Sun.	Daily					Daily Ex. Sun.	Daily			
STATIONS																		
I-186	32	223		L 11.01Pm		L 7.15Am			GARRETSON	JC	81.25		A 7.42Pm		A 7.50Pm	KDNW RXP		
I-194		37		s 11.20		s 7.32	8.25		CORSON		73.00		s 7.25		s 7.25	P		
							14.45		C. ST. P. M. & O. RY. CROS'G.		66.80					I		
							17.96		I. C. RY. CROSSING		63.29							
				11.45	L 6.44Pm	7.52	18.14		SIoux FALLS JCT		63.11	A 9.32Am	7.06		7.01	J		
I-205	39	186		A 11.50Pm	A 6.46Pm	s 8.40	18.40		SIoux FALLS	SU	62.85	L 9.30Am	s 7.05		L 7.00Pm	RDNXW KBP		
							18.58		C. M. ST. P. & P. RY. CROS'G.		62.67							
							18.79		C. R. I. & P. RY. CROSSING		62.46							
						8.46	19.12		14th STREET YARD		62.13		6.38			X		
I-215		85				s 9.07	20.43		TEA		51.82		s 6.22					
I-222		49				s 9.21	36.00		LENNOX	OX	45.25		s 6.10			D		
I-231		36				s 9.35	36.21		C. M. ST. P. & P. RY. CROS'G.		45.04					I		
I-238		35				s 9.51	44.61		DAVIS	D	36.64		s 5.52			DW		
I-245		43				s 10.09	48.15		C. & N. W. RY. CROSSING		33.10					I		
I-249		7				s 10.18	52.01		VIBORG	VB	29.24		s 5.33			D		
I-255		42				s 10.29	59.40		IRENE	RN	21.85		s 5.22			D		
I-260		18	L 7.02Am			s 10.31	63.51		TALMO		17.74		s 5.13					
			s 7.20			s 10.41	68.58		VOLIN	VO	12.67		s 5.02			D		
						s 10.52	68.91		G. N. JCT		12.34		s 4.59	A 9.28Am		RJ		
						s 10.52	74.41		MISSION HILL		6.84		s 4.48	s 9.15				
			A 7.35Am			s 10.52	79.80		C. & N. W. JCT		1.45		s 4.35	L 9.03Am		RJ		
						s 10.52	79.84		C. M. ST. P. & P. RY. CROS'G.		1.41					M		
						s 10.52	80.36		C. M. ST. P. & P. RY. CROS'G.		.89					M		
						s 10.52	80.66		C. & N. W. RY. CROSSING		.59					M		
I-267	Yard	172				A 11.00Am	81.25		YANKTON	YK			L 4.30Pm			RDWCX KB		
			.33	.49	.02	3.45			Time Over Subdivision			.02	3.12	.25	.50			
			19.80	22.53	7.80	21.66			Average Speed Per Hour			7.80	25.39	26.13	22.08			

Westward trains are superior to eastward trains of the same class, except No. 580 is superior to No. 579 Sioux Falls to Garretson.

WESTWARD

TENTH SUBDIVISION

EASTWARD 11

Station Numbers	Car Capacity		SECOND CLASS		FIRST CLASS		Distance from Watertown	Time Table No. 58 Effective August 11, 1946	STATIONS	Telegraph Calls	Distance from Sioux Falls	SIGNS	FIRST CLASS		SECOND CLASS	
	Siding	Other Tracks	265	265	53	53							54	54	266	266
C-92	Yard	261	L 7.00Am	L 7.00Am	L 3.35Pm	L 3.35Pm			WATERTOWN	WN	103.37	BDNR XCWK	A 1.20Pm	A 1.20Pm	A 1.00Pm	A 1.00Pm

TRAINS BETWEEN W. & S. F. JCT. AND WATERTOWN WILL BE GOVERNED BY ELEVENTH SUBDIVISION SCHEDULES.

Station	Capacity	Westward	Eastward	Distance	Station	Capacity	Westward	Eastward	Distance	Station	Capacity	Westward	Eastward	Distance	Station	Capacity	Westward	Eastward	Distance	
WS-4	9	L 7.05Am	L 3.40Pm	1.27	W. & S. F. JCT.		102.10	RJX	A 1.15Pm	A 12.55Pm										
WS-11	29	f 7.13	f 3.46	4.31	FOLEY		99.06		f 1.07	f 12.45										
WS-18	29	s 7.30	s 3.56	10.83	THOMAS		92.54		s 1.25	s 12.25										
WS-23	27	s 7.50	s 4.07	18.09	HAYTI	H	85.28	DW	s 1.24	s 12.05Pm										
WS-30	29	s 8.15	s 4.18	23.41	LAKE NORDEN	NR	79.96	D	s 1.23	s 11.45										
WS-39	28	s 8.35	s 4.30	30.03	BADGER	B	73.34	D	s 1.16Pm	s 11.20										
WS-39	28	s 9.20	s 4.46	39.21	C. & N. W. RY. CROSSING		64.16	M												
WS-45	12	f 9.35	f 4.56	45.05	ARLINGTON	AR	63.97	D	s 1.56	s 10.45										
WS-49	26	s 10.00	s 5.05	49.23	C. & N. W. RY. CROSSING		63.00	I												
WS-55	48	s 10.20	s 5.15	55.25	AHNBERG		58.32	W	f 1.44	f 10.20										
WS-61	28	s 10.35	s 5.26	61.01	SINAI	SN	54.14	D	s 1.34	s 10.00										
WS-67	26	s 10.57	s 5.37	67.28	NUNDA	NU	48.12	D	s 1.21	s 9.25										
WS-75	37	s 11.25	s 5.52	74.90	RUTLAND, S. D.	RU	42.36	D	s 1.09	s 9.00										
WS-82	45	s 11.55	s 6.04	82.51	C. M. ST. P. & P. RY. CROS.		36.10													
WS-88	15	s 12.15Pm	s 6.15	88.33	WENTWORTH	WH	36.09	D	s 10.57	s 8.35										
WS-94	14	s 12.35	s 6.25	93.92	CHESTER	CH	28.47	DW	s 10.40	s 8.05										
WS-98	8	s 1.10	f 6.40	101.75	COLTON	CO	20.86	D	s 10.24	s 7.30										
WS-102	39	A 1.15Pm	A 6.44Pm	103.11	LYONS		15.04		s 10.09	s 7.05										
					CROOKS		9.45		s 9.55	s 6.40										
					QUINCY		5.66		f 9.46	s 6.10										
					LEVEL SIDING		1.62	XC	f 9.37											
					C. M. ST. P. & P. RY. CROS.		1.50													
					SIoux FALLS JCT		.26	J	L 9.32Am	L 6.05Am										

TRAINS BETWEEN SIOUX FALLS JCT. AND SIOUX FALLS WILL BE GOVERNED BY NINTH SUBDIVISION SCHEDULES.

Station	Capacity	Westward	Eastward	Distance	Station	Capacity	Westward	Eastward	Distance	Station	Capacity	Westward	Eastward	Distance	Station	Capacity	Westward	Eastward	Distance	
I-205	39	A 1.20Pm	A 6.46Pm	103.37	SIoux FALLS	SU		DNRB XWK	L 9.30Am	L 6.00Am										
		6.10	3.04						3.43	6.50										
		16.51	33.62						27.40	15.08										

Westward trains are superior to eastward trains of the same class.

12 WESTWARD

ELEVENTH SUBDIVISION

EASTWARD

Station Numbers	Car Capacity		THIRD CLASS		FIRST CLASS		Distance from Benson	Time Table No. 58			Distance from Huron	SIGNS	FIRST CLASS		THIRD CLASS		
	Sidings	Other Tracks	529	531	53	185		Effective August 11, 1946					186	54	530	532	
			Daily Ex. Sunday	Daily Ex. Sunday	Daily Ex. Sunday	Daily Ex. Sunday		STATIONS					Daily Ex. Sunday	Daily Ex. Sunday	Daily Ex. Sunday	Daily Ex. Sun.	
A133						L 12.20Pm		BENSON			BN	161.83	RDNW BXKI	A 5.30Pm			
<b>TRAINS BETWEEN WATERTOWN LINE JCT. AND BENSON WILL BE GOVERNED BY SECOND SUBDIVISION SCHEDULES.</b>																	
			L 8.00Am			L 12.24Pm	0.78	WATERTOWN LINE JCT.				161.05	JXPY	A 5.24Pm			A 4.00Pm
C 9	84		s 8.30			s 12.38	7.88	DANVERS			DR	153.95	D	s 5.11			s 3.35
C 16	33		s 9.00			s 12.52	15.83	HOLLOWAY			OW	146.00	D	s 4.56			s 3.10
C 22	45	146	s 11.20			s 1.04	21.96	APPLETON			AU	189.87	DNWX	s 4.44			s 2.45
							22.73	C. M. ST. P. & P. RY. CROSSING				139.10	I				
C 30	84		s 11.50			s 1.20	30.65	LOUISBURG			BG	131.18	D	s 4.27			s 2.00
C 37	44	26	s 12.20Pm			s 1.33	37.14	BELLINGHAM			BA	124.69	D	s 4.14			s 1.33
C 46	35		s 12.50			s 1.49	46.34	NASSAU			NA	115.49	D	s 3.59			s 12.50
C 52	45	26	s 1.30			s 2.00	51.83	ALBEE			BE	110.00	D	s 3.49			s 12.35
C 58	86		s 2.00			s 2.14	57.98	LA BOLT			BO	103.85	D	s 3.40			s 12.15Pm
C 66	15		s 3.25			s 2.31	65.56	STOCKHOLM			SK	96.27	D	s 3.25			s 11.45
C 73	43	31	s 4.09			s 2.47	72.82	SOUTH SHORE			VR	89.01	DW	s 3.10			s 11.20
C 79	10		f 4.40			f 2.58	78.77	FORESTVILLE				83.06		f 2.58			f 11.00
C 86	35		f 5.00			f 3.12	86.09	RAUVILLE				75.74		f 2.42			f 10.35
							91.49	M. & ST. L. RY. CROSSING				70.34					
C 92	Yard	261	A 5.30Pm	L 1.30Am	L 3.35Pm	s 3.25	91.80	C. & N. W. RY. CROSSING				70.03	RDNX BWCK				
						s 3.40	91.99	WATERTOWN			WN	69.84		s 2.30	A 1.20Pm	L 10.15Am	A 10.30Am
						3.45	93.26	W. & S. F. JCT.				68.57	RJX	2.13	L 1.15Pm		10.25
C102	34		s 1.55			s 4.01	101.89	GROVER			GR	59.94	D	s 1.56			s 10.00
C109	37		s 2.15			s 4.13	108.24	HAZEL			Z	53.59	D	s 1.44			s 9.40
							115.16	C. M. ST. P. & P. RY. CROSSING				46.67					
C116	41		s 2.40			s 4.26	115.49	VIENNA			VA	46.34	D	s 1.30			s 9.15
C124	35		s 3.05			s 4.44	124.05	WILLOW LAKE			WK	37.78	D	s 1.14			s 8.50
C130	15		f 3.20			f 4.58	130.42	MELHAM				31.41		f 12.59			f 8.35
C136	35		s 3.35			s 5.11	136.19	BANCROFT			BF	25.64	D	s 12.48			s 8.20
C141	35		s 3.50			s 5.21	140.64	OSCEOLA			SC	21.19	DW	s 12.38			s 8.05
C149	35		s 4.10			s 5.37	148.36	YALE			YA	13.47	D	s 12.22			s 7.45
C153	13		f 4.25			f 5.46	152.75	SHEFFIELD				9.08		f 12.13Pm			f 7.30
							161.20	C. & N. W. RY. CROSSING				0.63	I				
C162	Yard	166	A 5.00Am		A 6.10Pm		161.83	HURON			HU		RDN CXWB	L 11.55Am			L 7.00Am
			9.30 9.43	3.30 19.95	.05 15.24	5.46 27.92		Time Over Subdivision Average Speed Per Hour						5.29 29.37	.05 15.24	5.45 15.85	3.30 19.95

Westward trains are superior to eastward trains of the same class.

## WESTWARD

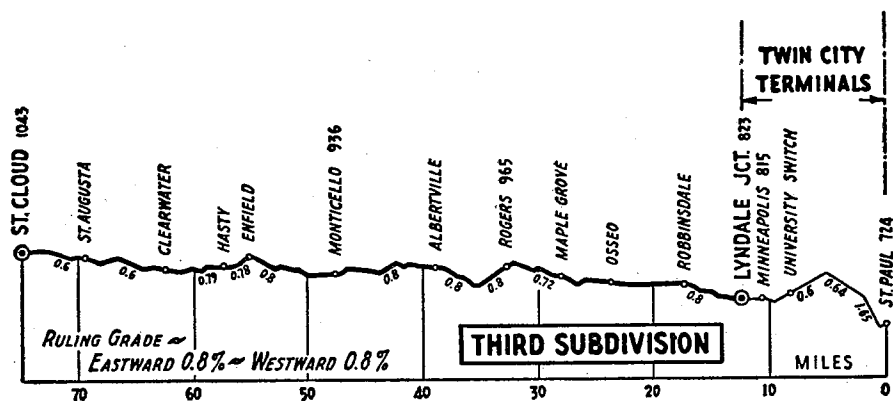
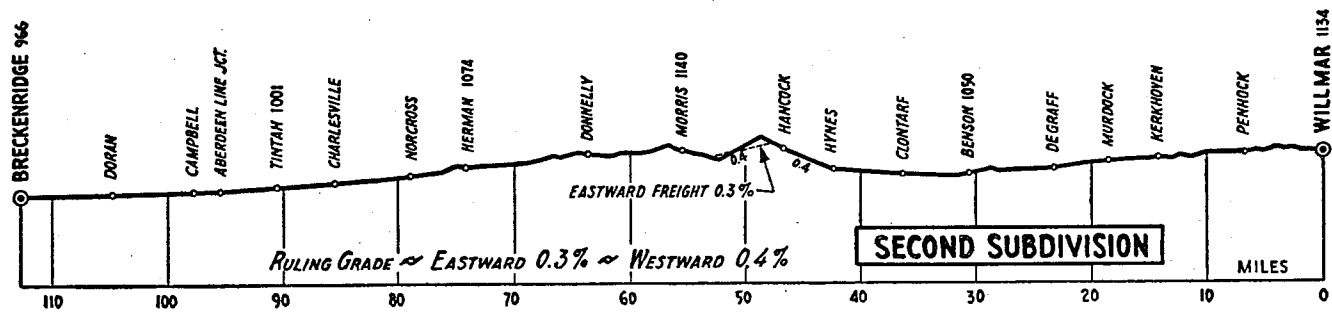
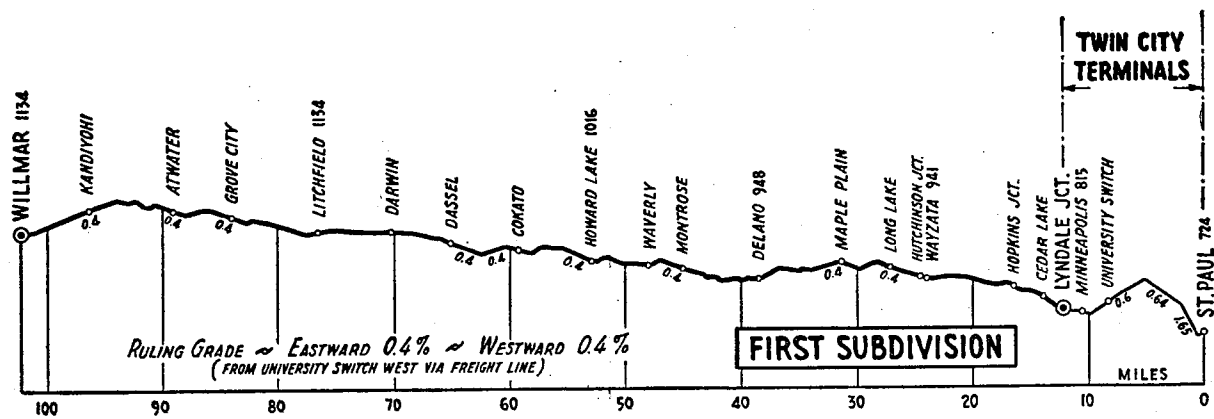
## TWELFTH SUBDIVISION

## EASTWARD 13

Station Numbers	Car Capacity		THIRD CLASS		FIRST CLASS		Distance from Aberdeen Line Jct.	Time Table No. 58			Telegraph Calls	Distance from Aberdeen.	SIGNS	FIRST CLASS		THIRD CLASS	
	Sicings	Other Tracks	595		191			Effective August 11, 1946						192		596	
			Daily Ex. Sun.	Daily Ex. Sun.	STATIONS			Daily Ex. Sun.		Daily Ex. Sun.							
E45	36		L 6.00Am	L 5.15Am	7.84	7.84	ABERDEEN LINE JCT.	119.23	JRPXY	A 11.55Pm		A 12.01Pm					
			f 6.20	f 5.30	7.84	7.84	KUTZER	111.39		f 11.40		f 11.40					
					11.29	11.29	C. M. ST. P. & P. RY. CROSSING	107.94									
E48	15		s 6.30	s 5.39	11.36	11.36	FAIRMOUNT	107.87	FA	D	s 11.32		s 11.30				
E50	22		f 6.35	f 5.43	13.02	13.02	DE VILLO	106.21			f 11.24		f 11.25				
							SONORA	101.30			f 11.16		f 11.15				
E55	10		f 6.50	f 5.52	17.93	17.93	HANKINSON	93.76	BI	DW	s 11.02		s 10.55				
E62	50	53	s 7.10	s 6.07	25.47	25.47	M. ST. P. & S. S. M. RY. CROSSING	93.40									
					25.83	25.83	M. ST. P. & S. S. M. RY. CROSSING	91.24									
E70	23		f 7.25	f 6.20	32.67	32.67	STILES	86.56			f 10.45		f 10.30				
							LIDGERWOOD	81.77	DK	D	s 10.35		s 10.15				
E74	54		s 7.45	s 6.32	37.46	37.46	GENESEO	75.63	GO	D	s 10.21		s 9.50				
E80	32		s 8.00	s 6.45	43.60	43.60	CAYUGA	70.47	CU	D	s 10.10		s 9.35				
E86	34		s 8.20	s 6.55	48.76	48.76	RUTLAND, N. D.	64.34	RJ	RDW CXXB	s 9.58		s 9.15				
E92	50	35	s 9.15	s 7.10	54.89	54.89	FORBES LINE JCT.	64.07		YJX							
					55.16	55.16	HAVANA	54.99	WB	D	s 9.40		s 8.20				
F9	36		s 9.45	s 7.30	64.24	64.24	KIDDER	48.41	KS	D	s 9.29		s 7.40				
F16	35		s 10.10	s 7.40	70.82	70.82	C. M. ST. P. & P. RY. CROSSING	44.88									
					74.35	74.35	WEST BRITTON	39.79			s 9.15		s 7.20				
F24	9		s 10.30	s 7.53	77.44	77.44	AMHERST	34.15	MN	D	s 9.05		s 7.05				
F30	35		s 10.55	s 8.05	85.08	85.08	CLAREMONT	27.79	QC	D	s 8.53		s 6.45				
							HUFFTON	22.36			s 8.43		f 6.25				
F36	34		s 11.20	s 8.15	91.44	91.44	PUTNEY	16.95	NY	D	s 8.33		s 6.10				
F42	33		f 11.35	f 8.24	96.87	96.87	TACOMA PARK	13.05			s 8.25		f 5.55				
F47	34		s 11.55	s 8.33	102.28	102.28	PLANA	9.30			f 8.18		f 5.40				
F51	7		f 12.10Pm	f 8.39	106.18	106.18	C. M. ST. P. & P. RY. CROSSING	0.64		I							
F55	23		f 12.25	f 8.45	109.93	109.93	C. & N. W. RY. CROSSING	0.62		I RDW CXKYK	L 8.00Pm		L 5.00Am				
					118.59	118.59	ABERDEEN	0.62	FN								
F64	Yard	231	A 1.00Pm	A 9.05Am	119.23	119.23											
			7.00	3.50			Time Over Subdivision				3.55		7.01				
			17.03	31.10			Average Speed Per Hour				30.44		16.99				

Westward trains are superior to eastward trains of the same class.





Elevation... 175

Page 16 (outside rear cover) is blank.